

[illegible]

# ILLUSTRATED PARTS BREAKDOWN

# 630QS MicroVAX II SYSTEM

## HOW TO USE THE IPB

### GENERAL

This IPB is compiled following the organization and nomenclature of the engineering drawing structure.

### MAJOR ASSEMBLY LOCATOR (When Applicable)

The Major Assembly Locator (first illustration) is an index that provides a description and a figure reference for all illustrations used in this manual.

### INDENTED PARTS LIST

This manual identifies each assembly being broken down (figure reference callout), and all parts of that assembly. Further breakdown of an assembly is shown by an asterisk (\*) preceding the item callouts in the Description Column. The number of asterisks preceding an item is used to denote the subordination of that item with respect to the Major Assembly. A single asterisk preceding an item description indicates that the item is part of the major assembly being illustrated. Items that are subordinate to single asterisks items, are denoted by two asterisks (\*\*) and immediately follow the related single asterisk item. This system of part identification provides a means for the user to identify the next higher assembly item and make alternate selections for parts when the required replacement part of assembly is not immediately available.

### COLUMN CALLOUT DESCRIPTION

Figure and Item - Indicates the figure number and item number of each part

**Description** - Lists the name of the part and pertinent specifications (when required). Asterisks preceding the description denote the subordination of the part to the next higher assembly.

**DEC Part No.** - Lists the Digital part ordering number. A blank in this column indicates a Digital part number was not assigned at the time of publication.

**ECO Cut-In** - The notation at the top of this column indicates the ECO level of the system (option), at which the IPB was initially prepared. Subsequent ECO level designations, that modify existing parts or add new parts to the device, are inserted in the ECO Cut-In column next to the part that is added or modified.

**Used On Code** - Letters in this column correspond to the variation codes assigned in Figure 1. Parts with an Alpha notation(s) are used only in those option variations. A blank indicates that the part is used on all option variations.

**Ref Fig No.** - A cross reference between illustrations. For each Major Assembly, the number in this column denotes the figure of the next higher assembly. For all subassemblies, the number in this column denotes the figure showing additional detailed breakdown.

**PART NUMBER/PART DESCRIPTION SORT SECTION**  
Parts are sorted both numerically and alphabetically by description, referenced to a location within the IPB, by figure number and item number.

REVISION HISTORY				OTHER IPB MANUALS REFERENCED
PRINTING	ECO LEVEL		DATE	
1st Printing	630QS	00003-00003	30-MAR-90	EK-BA213-IP
	70-24227	00007-00007		
	70-23988	00003-00003		
	70-24046	00002-00002		
	70-24037	00004-00004		
	70-24041	00000-00000		

Digital Equipment Corporation reserves the right, without notice, to make substitutions and modifications in the specifications of products documented in this manual and further reserves the right to withdraw any of these products from the market without notice.

Digital Equipment Corporation is not responsible for errors which may appear in the technical description (including illustrations and photographs) of the products covered by this manual.

None of the descriptions contained in this manual imply the granting of any license whatsoever to make, use or sell equipment constructed in accordance therewith.

Restricted Rights: Use, duplication or disclosure by the U.S. Government is subject to restrictions as set forth in subparagraph (c) (1) (ii) of the Rights in Technical Data and Computer Software clause at DFARS 252.227-2713.

Copyright © 1990 by Digital Equipment Corporation. All rights reserved.

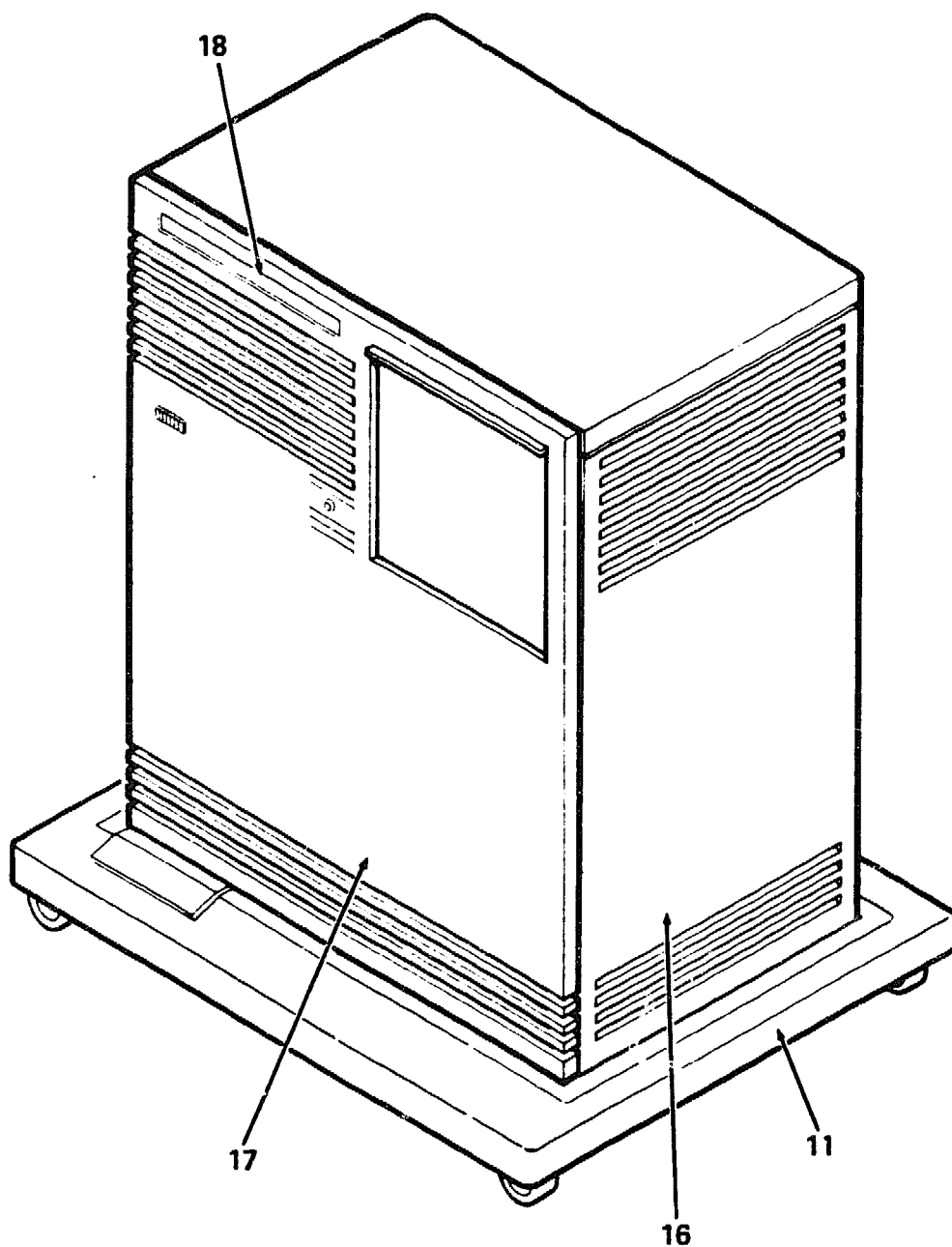
The postage-paid READER'S COMMENTS form on the last page of this document requests your critical evaluation to assist us in preparing future documentation.

The following are trademarks of Digital Equipment Corporation :

---

**digital™**

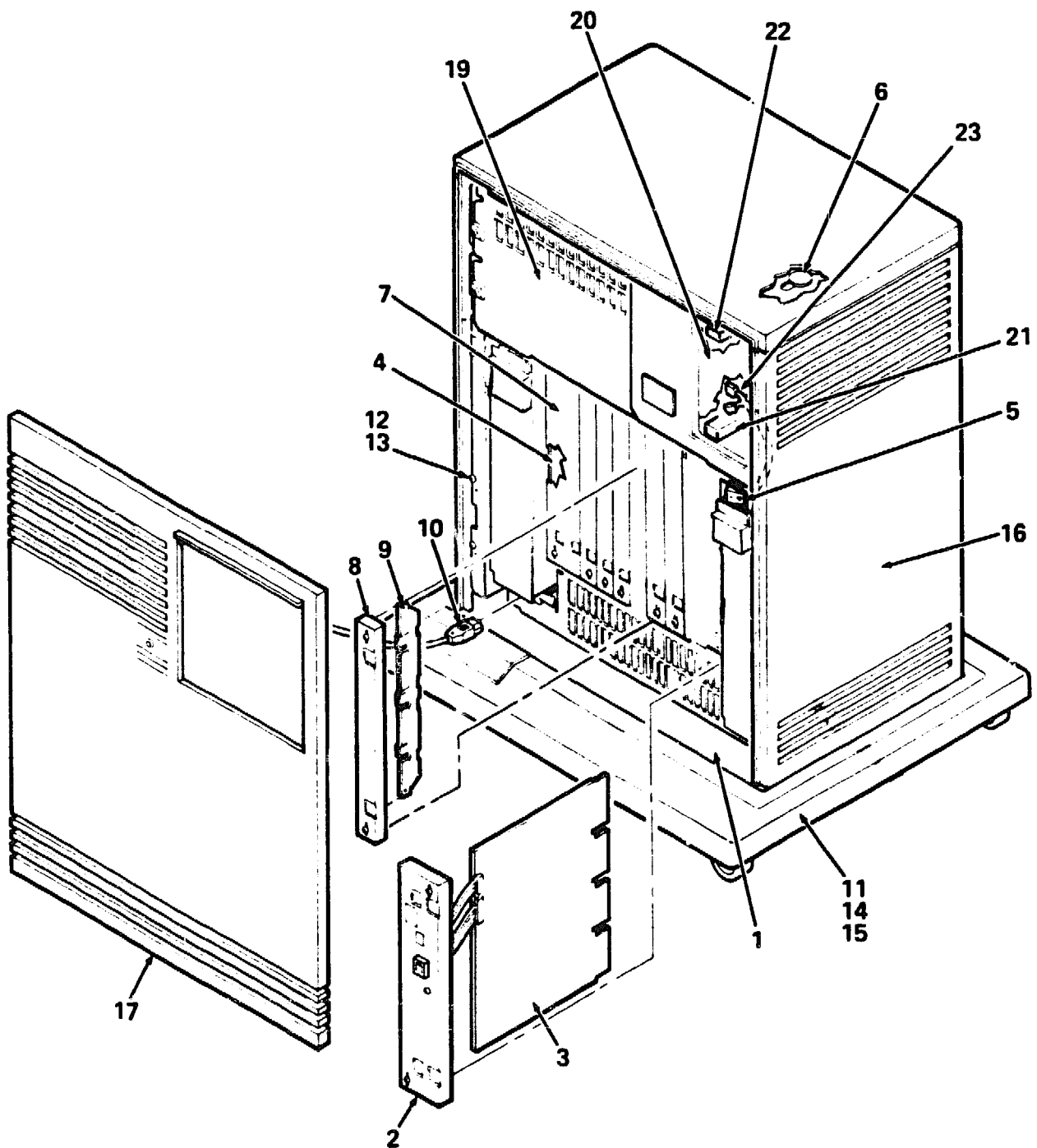
DEC  
DECUS  
MicroVAX II  
PDP  
TK  
UNIBUS  
VAX



630QS-01-BD

**Figure 1. 630QS MicroVAX II System (Sheet 1 of 2)**

PARTS LIST



630QS-01A-BD

Figure 1. 630QS MicroVAX II System (Sheet 2 of 2)

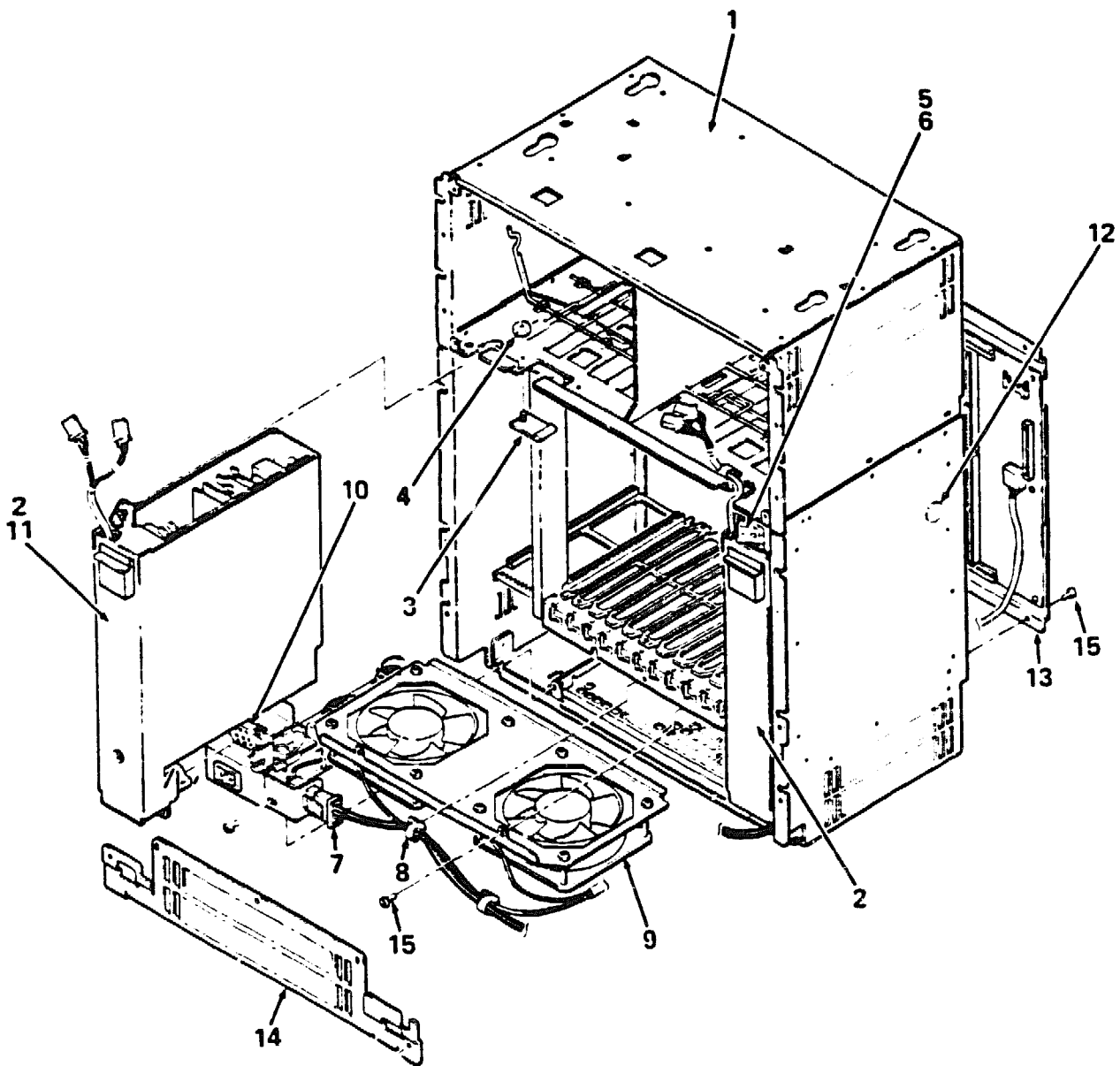
PARTS LIST

FIG. & ITEM NO.	DESCRIPTION	DEC PART NO.	ECO CUT-IN 630QS 00003	USED ON CODE	REF FIG NO.
1-	630QS MicroVAX II SYSTEM				
	Code A - Used on 630QS-A2 120V (2 PS w/o Skins)	630QS-A2		A	
	Code B - Used on 630QS-A3 240V (2 PS w/o Skins)	630QS-A3		B	
	Code C - Used on 630QS-B2 120V (2 PS w/Skins)	630QS-B2		C	
	Code D - Used on 630QS-B3 240V (2 PS w/Skins)	630QS-B3		D	
	Code E - Used on 630QS-C2 120V (2 PS w/o Skins, Rack Kit)	630QS-C2		E	
	Code F - Used on 630QS-C3 240V (2 PS w/o Skins, Rack Kit)	630QS-C3		F	
	Code G - Used on 630QS-D2 120V (2 PS w/o Skins, Wall Kit)	630QS-D2		G	
	Code H - Used on 630QS-D3 240V (2 PS w/o Skins, Wall Kit)	630QS-D3		H	
1	*ENCLOSURE ASSEMBLY, BA213 (2 PS 120V)	70-24227-03		ACEG	2
	*ENCLOSURE ASSEMBLY, BA213 (2 PS 240V)	70-24227-04		BDFH	2
2	*BULKHEAD ASSEMBLY, H3600 MODULE	70-23988-01			3
3	*Module, MVAX II w/1MB FP	M7606-AA			
4	*Module, Load	M9060-YA			
5	*Frame, Switch	74-35417-01		CD	
6	*Plug, Button	90-07064-00		AB,E-H	
7	*Bulkhead Assembly, Front Dual	70-23982-02			
8	*Bulkhead Assembly, Front	70-23981-01			
9	*Panel Assembly, Gap Filler	70-24071-01			
10	*Cord, Power	17-00083-43		ACEG	
11	*BASE ASSEMBLY	70-24046-01		CD	4
12	*Screw, Self-Tap Phi Pan Hd No. 8-16 x 1/2	90-09800-08		CD	
13	*Washer, Flat	90-06661-00		CD	
14	*Screw, Sems Phi Pan Hd No. 10-32 x 15/16 (Also shown on Fig 4, as Item 9 for Clarity)	90-09282-00		CD	
15	*Fastener, Turn (Also shown on Fig 4, as Item 8 for Clarity)	74-33854-01		CD	
16	*ENCLOSURE ASSEMBLY, SHELL	70-24037-01		CD	5
17	*PANEL ASSEMBLY, FRONT	70-24041-01		CD	6
18	*Nameplate, 630QS MicroVAX II	74-34425-04		CD	
19	Panel, Front (See Notes)	70-23995-04		CD	
20	Panel, 5 1/4" Tape Drive Filler (See Note)	74-36425-01		CD	

FIG. & ITEM NO.	DESCRIPTION	DEC PART NO.	ECO CUT-IN	USED ON CODE	REF FIG NO.
1-					
21	Mount Assembly, Bottom Shock (See Note) (Replaces 70-23997-01)	70-25452-03			
22	Mount Assembly, Top Shock (See Note) (Replaces 70-23997-02)	70-25452-04			
23	Harness Assembly, (See Note)	17-01362-01			
	NOTE: Items 19-23 are Mass Storage dependent, and not part of this assembly. For greater detail see EK-BA213-IP.				
	KITS (Not Shown)				
	*KIT, BIZ ACCESSORIES (w/o Skins)	70-24316-01		ABEFGH	
	**Cable Assembly	17-00811-02			
	**Connector, Adaptor	12-23599-01			
	**Screwdriver, Flat Blade	47-00042-01			
	**Label, "S-Box Module Utilization"	36-27923-01			
	*KIT, BIZ ACCESSORIES (w/Skins)	70-24316-02		CD	
	**Key, Plastic	12-17119-01			
	**Cable Assembly	17-00811-02			
	**Connector, Adaptor	12-23599-01			
	**Screwdriver, Flat Blade	47-00042-01			
	**Label, "S-Box, Module Utilization"	36-27923-01			
	*KIT, BA213 LARGE S-BOX RACK MOUNT	BA213-RA		EF	
	**Guide, Rack Mount Installation	EK-213RA-IN			
	**Hardware, Rack Mount	70-24263-02			
	***Support, Mounting	74-34638-01			
	***Screw, Sems Phi Pan Hd No. 10-32 x 1/2	90-09700-00			
	***U-Nut, Retainer	90-07786-00			
	*KIT, BA213 LARGE S-BOX WALL MOUNT	BA213-WA		GH	
	**Guide, Wall Mount Installation	EK-213WA-IN			
	**Hardware, Wall Mount	70-24263-01			
	**Bracket, Wall Mount	74-34432-01			
	***Screw, Sems Phi Pan Hd No. 10-32 x 3/8	90-09228-10			

FIG. & ITEM NO.	DESCRIPTION	DEC PART NO.	ECO CUT-IN	USED ON CODE	REF FIG NO.
1-	<p><b>LABELS (Not Shown)</b></p> <p>*Label, "Module Number M7606-AA"      36-26883-02</p> <p>*Label, "Module Number M9060-YA"      36-26883-17</p> <p>*Label, "Postcard FTZ"      36-21232-09</p> <p>*Label, "Warning Equipment Rating 100-120V"      36-17905-16</p> <p>*Label, "Warning Equipment Rating 220-240V"      36-17905-17</p> <p>*Label, "Serial/Model, 100V Made in USA"      36-27329-01</p> <p>*Label, "Serial/Model 100V Made in UK"      36-27329-02</p> <p>*Label, "Serial/Model 220V Made in USA"      36-27329-03</p> <p>*Label, "Serial/Model 220V Made in UK"      36-27329-04</p> <p>*Label, "Pedestal, USA, 100V"      36-27838-01</p> <p>*Label, "Pedestal, UK, 100V"      36-27838-04</p> <p>*Label, "Pedestal, USA 220V"      36-27838-09</p> <p>*Label, "Pedestal, UK, 220V"      36-27838-12</p> <p>*Label, "Caution S-Box Shipping"      36-27924-01</p>			<p>BDFH</p> <p>ACEG</p> <p>BDFH</p> <p>ACEG</p> <p>ACEG</p> <p>BDFH</p> <p>BDFH</p> <p>C</p> <p>C</p> <p>D</p> <p>D</p>	



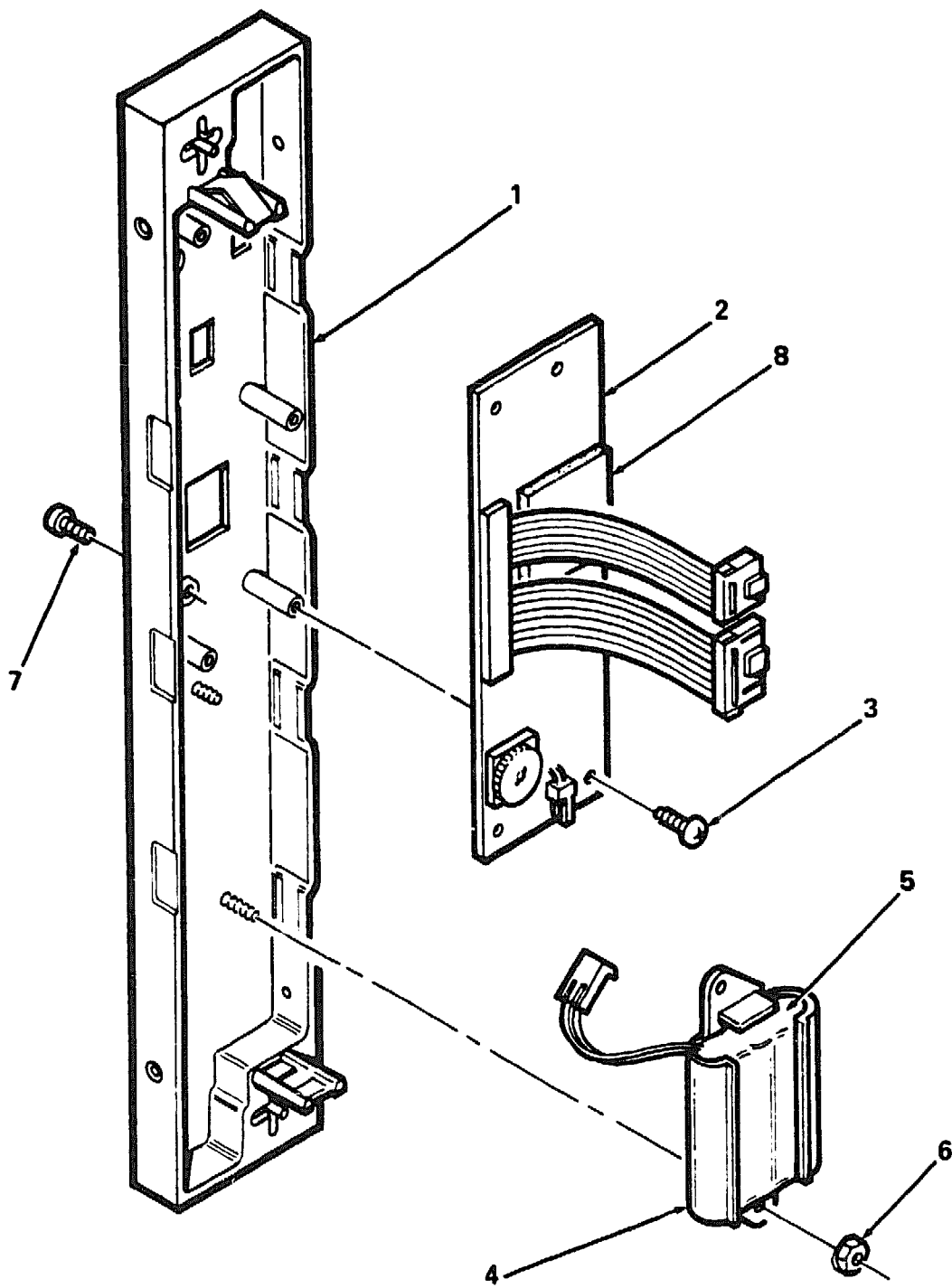


630QS-02-BD

**Figure 2. Enclosure Assembly, BA213**

PARTS LIST

FIG. & ITEM NO.	DESCRIPTION	DEC PART NO.	ECO CUT-IN 70-24227 00007	USED ON CODE	REF FIG NO.
2-	ENCLOSURE ASSEMBLY, BA213 (2 PS 120V)	70-24227-03		ACEG	1
	ENCLOSURE ASSEMBLY, BA213 (2 PS 240V)	70-24227-04		BDFH	1
1	*Frame Assembly, BA213 (See IPB Manual EK-BA213-IP)	70-24255-01			
2	*Power Supply Assembly, H7868-A 100/120V *Power Supply Assembly, H7868-B 220/240V (See IPB Manual EK-BA213-IP)	H7868-A H7868-B		ACEG BDFH	
3	*Plate, Cover	74-37040-01			
4	*Nut, Kep No. 6-32	90-08185-00			
5	*Switch Assembly (See IPB Manual EK-BA213-IP)	70-23999-01			
6	*Nut, Kep No. 6-32	90-08185-00			
7	*Cable Assembly	17-01360-01			
8	*Clip, Wire Routing	12-21249-04			
9	*Fan Assembly (See IPB Manual EK-BA213-IP)	70-23998-01			
10	*Input Assembly, Filter (See IPB Manual EK-BA213-IP)	70-23769-01			
11	*Filler, Power Supply Assembly	70-23996-01			
12	*Plug, Button	90-07064-00			
13	*Backplane Assembly, BA213 (See IPB Manual EK-BA213-IP)	70-23712-01			
14	*Panel Assembly, Access	70-25721-01			
15	*Screw, Self-Tap Truss Hd No. 6 x 5/16	90-00063-78			



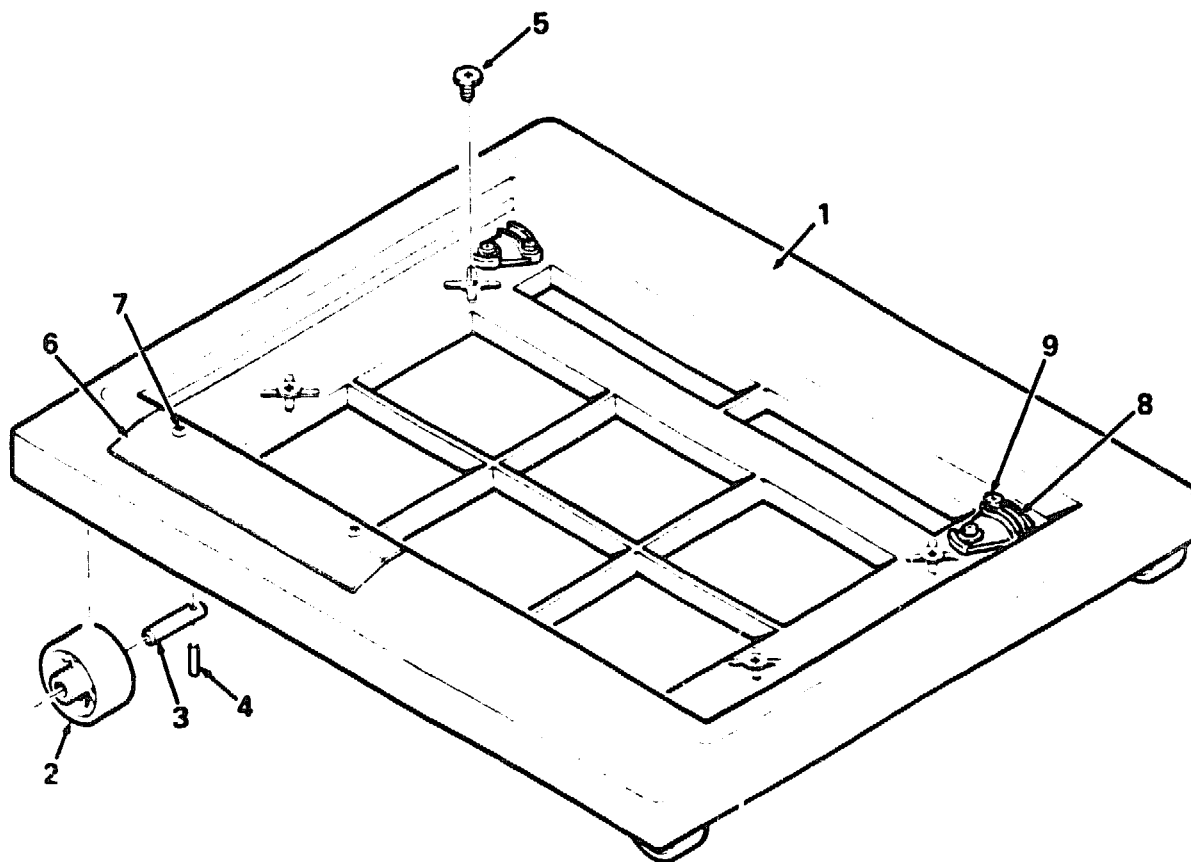
630Q9-03-BD

**Figure 3. Bulkhead Assembly, H3600 Module**

**PARTS LIST**

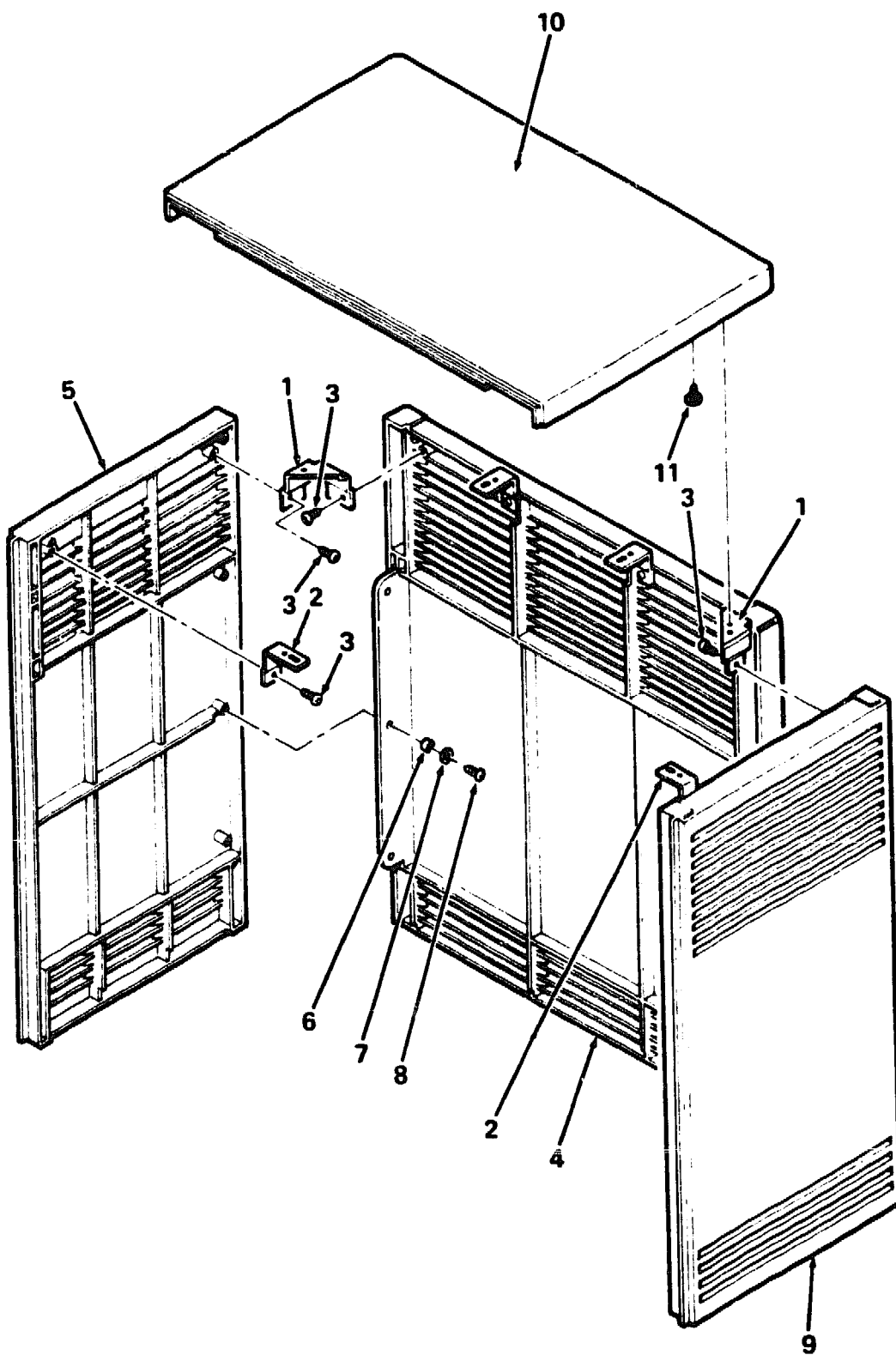
FIG. & ITEM NO.	DESCRIPTION	DEC PART NO.	ECO CUT-IN 70-23988 00003	USED ON CODE	REF FIG NO.
3-	BULKHEAD ASSEMBLY, H3600 MODULE	70-23989-01			1
1	*Bulkhead, Front Dual Assembly	70-23982-03			
2	*Module, SLU Console	54-17016-01			
3	*Screw, Self-Tap Truss Hd No. 6-32 x 5/16	90-00063-78			
4	*Holder, Battery Pack	74-33477-01			
5	*Battery, 3 Cell	12-19246-01			
6	*Nut, Kep No. 4-40	90-06557-00			
7	*Screw, Sems Phi Pan Hd No. 4-40 x 3/8	90-09643-00			
8	*Tape, Foam	90-08228-00			
	LABELS (Not Shown)				
	*Label, "International"	36-20560-53			
	*Label, "International"	36-20560-54			
	*Label, "Baud Select"	36-26584-01			
	*Label, "Kapton Blank"	36-27920-01			
	*Label, "Over Laminate Polyimide"	36-27921-01			
	*Label, "Film"	36-27922-01			
	*Label, "Direct Thermal"	36-28231-08			

FIG. & ITEM NO.	DESCRIPTION	DEC PART NO.	ECO CUT-IN 70-24046 00002	USED ON CODE	REF FIG NO.
4-	BASE ASSEMBLY	70-24046-01		CD	1
1	*Base, Lower	74-33650-01			
2	*Wheel, Base	74-34088-01			
3	*Shaft, Wheel	74-34089-01			
4	*Pin, Roll	90-09385-00			
5	*Screw, Thread Rolling Shoulder	12-26868-01			
6	*Support, Label	74-34846-01			
7	*Screw, Self-Tap Phi Pan Hd No. 6-19 x 3/8	90-09800-06			
8	Fastener, Turn (See Note)	74-33854-01			
9	Screw, Sems Phi Pan Hd No. 10-32 x 15/16 (See Note)	90-09282-00			
Note : Items 8 and 9 are part of Figure 1. Shown here for clarity.					



630QS-04-BD

Figure 4. Base Assembly



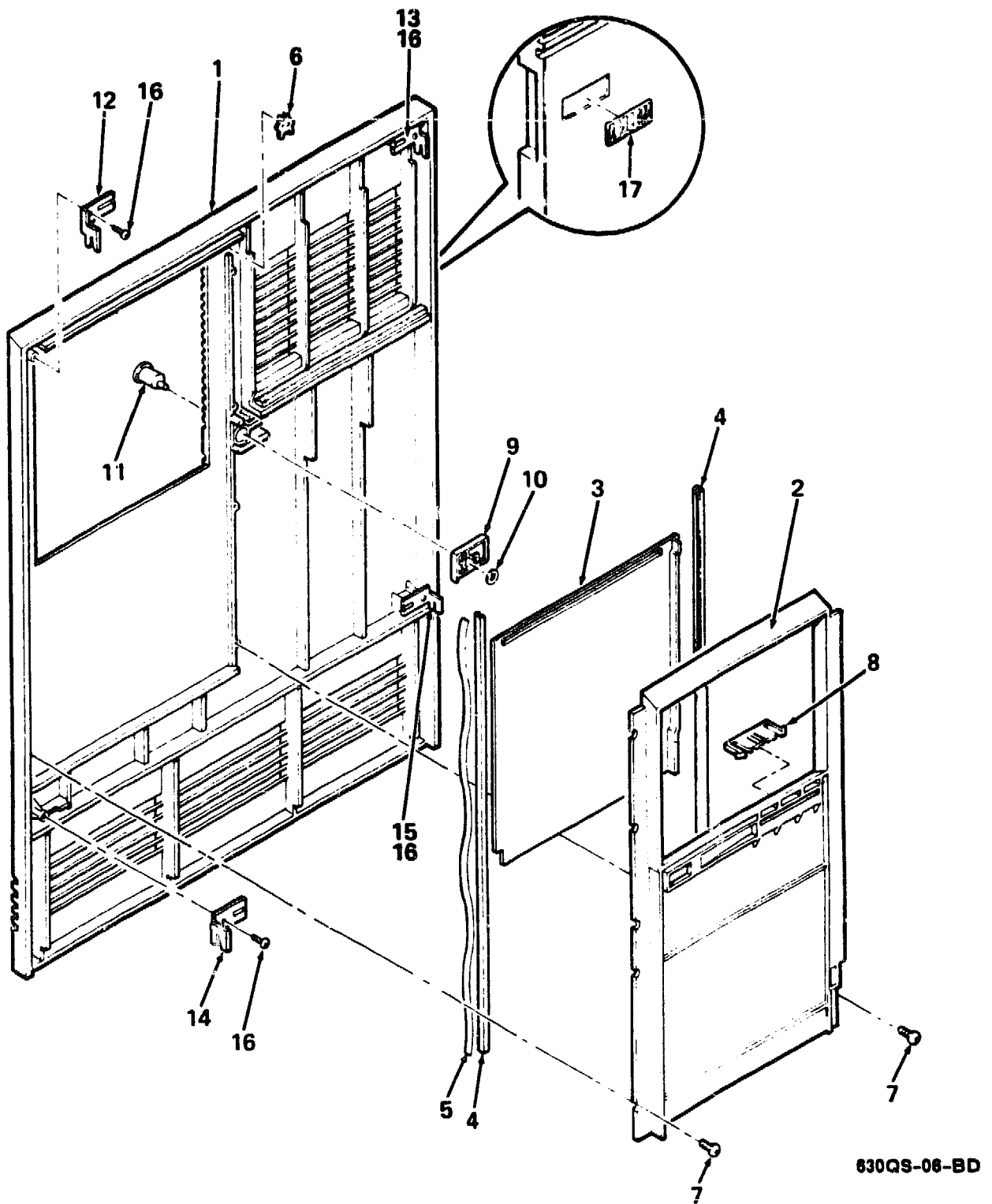
630QS-05-BD

**Figure 5. Enclosure Assembly, Shell**

PARTS LIST



FIG. & ITEM NO.	DESCRIPTION	DEC PART NO.	ECO CUT-IN 70-24037 00004	USED ON CODE	REF FIG NO.
5-	ENCLOSURE ASSEMBLY, SHELL	70-24037-01		CD	1
1	*Bracket, Corner	74-34126-01			
2	*Bracket, Side	74-34125-01			
3	*Screw, Self-Tap Phi Pan Hd No. 8-16 x 3/8	90-09800-04			
4	*Panel, Rear	74-33651-01			
5	*Panel, Left Side	74-33694-01			
6	*Sleeve	74-34424-01			
7	*Washer, Flat	90-06661-00			
8	*Screw, Self-Tap Phi Hd No. 8-16 x 1/2	90-09800-08			
9	*Panel, Right Side	74-33647-01			
10	*Cover, Top	74-33646-01			
11	*Screw, Thread Rolling Shoulder	12-26868-01			



**Figure 6. Panel Assembly, Front**

**PARTS LIST**



FIG. & ITEM NO.	DESCRIPTION	DEC PART NO.	ECO CUT-IN 70-24041 00000	USED ON CODE	REF FIG NO.
8-	PANEL ASSEMBLY, FRONT	70-24041-01		CD	1
1	*Panel, Front	74-33848-01			
2	*Bezel, Switch	74-34087-01			
3	*Door	74-34081-01			
4	*Channel (Front Panel)	74-34082-01			
5	*Spring, Channel	74-34086-01			
6	*Stop, Door Position	74-34363-01			
7	*Screw, Phl Pan Hd No. 6-19 x 3/8	90-09800-06			
8	*Latch, Pull	74-34084-01			
9	*Latch, Slide	74-34085-01			
10	*Ring, Retainer	90-09257-05			
11	*Tumbler	74-34083-01			
12	*Bracket, Top Right	74-34123-01			
13	*Bracket, Top Left	74-34123-02			
14	*Bracket, Bottom Right	74-34124-01			
15	*Bracket, Bottom Left	74-34124-02			
16	*Screw, Self-Tap Phl Pan Hd No. 8-16 x 3/8	90-09800-04			
17	*Logo	74-34426-01			
					Ω

PART NUMBER/DESCRIPTION SORT



**INDEX BY DEC PART NUMBER**  
**630QS MicroVAX SYSYEM**

<b>PART NO.</b>	<b>DESCRIPTION</b>	<b>FIG NO.</b>	<b>ITEM NO.</b>
12-17119-01	Key, Plastic	1	Not Shown
12-19245-01	Battery, 3 Cell	3	5
12-21249-04	Clip, Wire Routing	2	8
12-23599-01	Connector, Adaptor	1	Not Shown
12-23599-01	Connector, Adaptor	1	Not Shown
12-26868-01	Screw, Thread Rolling Shoulder	5	11
12-26868-01	Screw, Thread Rolling Shoulder	4	5
17-00083-43	Cord, Power	1	10
17-00811-02	Cable Assembly	1	Not Shown
17-00811-02	Cable Assembly	1	Not Shown
17-01360-01	Cable Assembly	2	7
17-01362-01	Harness Assembly	1	23
36-17905-16	Label, "Warning Equipment Rating 100-120V"	1	Not Shown
36-17905-17	Label, "Warning Equipment Rating 220-240V"	1	Not Shown
36-20560-53	Label, "International"	3	Not Shown
36-20560-54	Label, "International"	3	Not Shown
36-21232-09	Label, "Postcard FTZ"	1	Not Shown
36-26584-01	Label, "Baud Select"	3	Not Shown
36-26883-02	Label, "Module Number M7606-AA"	1	Not Shown
36-26883-17	Label, "Module Number M9060-YA"	1	Not Shown
36-27329-01	Label, "Serial/Model, 100V Made in USA"	1	Not Shown
36-27329-02	Label, "Serial/Model 100V Made in UK"	1	Not Shown
36-27329-03	Label, "Serial/Model 220V Made in USA"	1	Not Shown
36-27329-04	Label, "Serial/Model 220V Made in UK"	1	Not Shown
36-27838-01	Label, "Pedestal, USA, 100V"	1	Not Shown
36-27838-04	Label, "Pedestal, UK, 100V"	1	Not Shown
36-27838-09	Label, "Pedestal, USA 220V"	1	Not Shown
36-27838-12	Label, "Pedestal, UK, 220V"	1	Not Shown
36-27920-01	Label, "Kapton Blank"	3	Not Shown
36-27921-01	Label, "Over Laminate Polyimide"	3	Not Shown
36-27922-01	Label, "Film"	3	Not Shown
36-27923-01	Label, "S-Box, Module Utilization"	1	Not Shown
36-27923-01	Label, "S-Box Module Utilization"	1	Not Shown
36-27924-01	Label, "Caution S-Box Shipping"	1	Not Shown
36-28231-08	Label, "Direct Thermal"	3	Not Shown
36-29163-07	Label, "TK Warning"	1	Not Shown
47-00042-01	Screwdriver, Flat Blade	1	Not Shown
47-00042-01	Screwdriver, Flat Blade	1	Not Shown
54-17016-01	Module, SLU Console	3	2

**\*\*\*NOTE\*\*\***

When the description includes "added" or "deleted, ALWAYS refer to the figure parts list for the latest part description.

# **INDEX BY DEC PART NUMBER** **630QS MicroVAX SYSTEM**

PART NO.	DESCRIPTION	FIG NO.	ITEM NO.
630QS-A2	630QS-A2 120V (2 PS w/o Skins)	1	N/A
630QS-A3	630QS-A3 240V (2 PS w/o Skins)	1	N/A
630QS-B2	630QS-B2 120V (2 PS w/Skins)	1	N/A
630QS-B3	630QS-B3 240V (2 PS w/Skins)	1	N/A
630QS-C2	630QS-C2 120V (2 PS w/o Skins, Rack Kit)	1	N/A
630QS-C3	630QS-C3 240V (2 PS w/o Skins, Rack Kit)	1	N/A
630QS-D2	630QS-D2 120V (2 PS w/o Skins, Wall Kit)	1	N/A
630QS-D3	630QS-D3 240V (2 PS w/o Skins, Wall Kit)	1	N/A
70-23712-01	Backplane Assembly, BA213	2	13
70-23769-01	Input Assembly, Filter	2	10
70-23981-01	Bulkhead Assembly, Front	1	8
70-23982-02	Bulkhead Assembly, Front Dual	1	7
70-23982-03	Bulkhead, Front Dual Assembly	3	1
70-23988-01	BULKHEAD ASSEMBLY, H3600 MODULE	1	2
70-23988-01	BULKHEAD ASSEMBLY, H3600 MODULE	3	N/A
70-23995-04	Panel, Front	1	19
70-23996-01	Filler, Power Supply Assembly	2	11
70-23998-01	Fan Assembly	2	9
70-23999-01	Switch Assembly	2	5
70-24037-01	ENCLOSURE ASSEMBLY, SHELL	5	N/A
70-24037-01	ENCLOSURE ASSEMBLY, SHELL	1	16
70-24041-01	PANEL ASSEMBLY, FRONT	1	17
70-24041-01	PANEL ASSEMBLY, FRONT	6	N/A
70-24046-01	BASE ASSEMBLY	4	N/A
70-24046-01	BASE ASSEMBLY	1	11
70-24071-01	Panel Assembly, Gap Filler	1	9
70-24227-03	ENCLOSURE ASSEMBLY, BA213 (2 PS 120V)	2	N/A
70-24227-03	ENCLOSURE ASSEMBLY, BA213 (2 PS 120V)	1	1
70-24227-04	ENCLOSURE ASSEMBLY, BA213 (2 PS 240V)	2	N/A
70-24227-04	ENCLOSURE ASSEMBLY, BA213 (2 PS 240V)	1	1
70-24255-01	Frame Assembly, BA213	2	1
70-24263-01	Hardware, Wall Mount	1	Not Shown
70-24263-02	Hardware, Rack Mount	1	Not Shown
70-24316-01	KIT, BIZ ACCESSORIES (w/o Skins)	1	Not Shown
70-24316-02	KIT, BIZ ACCESSORIES (w/Skins)	1	Not Shown
70-25452-03	Mount Assembly, Bottom Shock (Replaces 70-23997-01)	1	21
70-25452-04	Mount Assembly, Top Shock (Replaces 70-23997-02)	1	22
70-25721-01	Panel Assembly, Access	2	14
74-33477-01	Holder, Battery Pack	3	4
74-33646-01	Cover, Top	5	10
74-33647-01	Panel, Right Side	5	9
74-33648-01	Panel, Front	6	1
74-33650-01	Base, Lower	4	1
74-33651-01	Panel, Rear	5	4
74-33694-01	Panel, Left Side	5	5
74-33854-01	Fastener, Turn	1	15
74-33854-01	Fastener, Turn	4	8
74-34061-01	Door	6	3

\*\*\*NOTE\*\*\*

When the description includes "added" or "deleted, ALWAYS refer to the figure parts list for the latest part description.

**INDEX BY DEC PART NUMBER**  
**630QS MicroVAX SYSEM**

<b>PART NO.</b>	<b>DESCRIPTION</b>	<b>FIG NO.</b>	<b>ITEM NO.</b>
74-34062-01	Channel (Front Panel)	6	4
74-34063-01	Tumbler	6	11
74-34064-01	Latch, Pull	6	8
74-34065-01	Latch, Slide	6	9
74-34066-01	Spring, Channel	6	5
74-34067-01	Bezel, Switch	6	2
74-34068-01	Wheel, Base	4	2
74-34069-01	Shaft, Wheel	4	3
74-34123-01	Bracket, Top Right	6	12
74-34123-02	Bracket, Top Left	6	13
74-34124-01	Bracket, Bottom Right	6	14
74-34124-02	Bracket, Bottom Left	6	15
74-34125-01	Bracket, Side	5	2
74-34126-01	Bracket, Corner	5	1
74-34363-01	Stop, Door Position	6	6
74-34424-01	Sleeve	5	6
74-34425-04	Nameplate, 630QS MicroVAX II	1	18
74-34426-01	Logo	6	17
74-34437-01	Bracket, Wall Mount	1	Not Shown
74-34638-01	Support, Mounting	1	Not Shown
74-34846-01	Support, Label	4	6
74-35417-01	Frame, Switch	1	5
74-36425-01	Panel, 5 1/4" Tape Drive Filler	1	20
74-37040-01	Plate, Cover	2	3
90-00063-78	Screw, Self-Tap Truss Hd No. 6 x 5/16	2	15
90-00063-78	Screw, Self-Tap Truss Hd No. 6-32 x 5/16	3	3
90-06557-00	Nut, Kep No. 4-40	3	6
90-06661-00	Washer, Flat	5	7
90-06661-00	Washer, Flat	1	13
90-07064-00	Plug, Button	1	6
90-07064-00	Plug, Button	2	12
90-07786-00	U-Nut, Retainer	1	Not Shown
90-08185-00	Nut, Kep No. 6-32	2	4
90-08185-00	Nut, Kep No. 6-32	2	6
90-08228-00	Tape, Foam	3	8
90-09228-10	Screw, Sems Phi Pan Hd No. 10-32 x 3/8	1	Not Shown
90-09257-05	Ring, Retainer	6	10
90-09282-00	Screw, Sems Phi Pan Hd No. 10-32 x 15/16	4	9
90-09282-00	Screw, Sems Phi Pan Hd No. 10-32 x 15/16	1	14
90-09385-00	Pin, Roll	4	4
90-09643-00	Screw, Sems Phi Pan Hd No. 4-40 x 3/8	3	7
90-09700-00	Screw, Sems Phi Pan Hd No. 10-32 x 1/2	1	Not Shown
90-09800-04	Screw, Self-Tap Phi Pan Hd No. 8-16 x 3/8	5	3
90-09800-04	Screw, Self-Tap Phi Pan Hd No. 8-16 x 3/8	6	16
90-09800-06	Screw, Phi Pan Hd No. 6-19 x 3/8	6	7
90-09800-06	Screw, Self-Tap Phi Pan Hd No. 6-19 x 3/8	4	7
90-09800-08	Screw, Self-Tap Phi Hd No. 8-16 x 1/2	5	8
90-09800-08	Screw, Self-Tap Phi Pan Hd No. 8-16 x 1/2	1	12

\*\*\*NOTE\*\*\*

When the description includes "added" or "deleted, ALWAYS refer to the figure parts list for the latest part description.

**INDEX BY DEC PART NUMBER**  
**630QS MicroVAX SYSTEM**

<b>PART NO.</b>	<b>DESCRIPTION</b>	<b>FIG NO.</b>	<b>ITEM NO.</b>
BA213-RA	KIT, BA213 LARGE S-BOX RACK MOUNT	1	Not Shown
BA213-WA	KIT, BA213 LARGE S-BOX WALL MOUNT	1	Not Shown
EK-213RA-IN	Guide, Rack Mount Installation	1	Not Shown
EK-213WA-IN	Guide, Wall Mount Installation	1	Not Shown
H7868-A	Power Supply Assembly,H7868-A 100/120V	2	2
H7868-B	Power Supply Assembly,H7868-B 220/240V	2	2
M7606-AA	Module, MVAX II w/1MB FP	1	3
M9060-YA	Module, Load	1	4
N/A	630QS MicroVAX II SYSTEM	1	N/A

**\*\*\*NOTE\*\*\***

When the description includes "added" or "deleted, ALWAYS refer to the figure parts list for the latest part description.

**INDEX BY DEC PART DESCRIPTION**  
**630QS MicroVAX SYSTEM**

DESCRIPTION	DEC PART NO.	FIG. NO.	ITEM NO.
630QS MicroVAX II SYSTEM	N/A	1	N/A
630QS-A2 120V (2 PS w/o Skins)	630QS-A2	1	N/A
630QS-A3 240V (2 PS w/o Skins)	630QS-A3	1	N/A
630QS-B2 120V (2 PS w/Skins)	630QS-B2	1	N/A
630QS-B3 240V (2 PS w/Skins)	630QS-B3	1	N/A
630QS-C2 120V (2 PS w/o Skins, Rack Kit)	630QS-C2	1	N/A
630QS-C3 240V (2 PS w/o Skins, Rack Kit)	630QS-C3	1	N/A
630QS-D2 120V (2 PS w/o Skins, Wall Kit)	630QS-D2	1	N/A
630QS-D3 240V (2 PS w/o Skins, Wall Kit)	630QS-D3	1	N/A
Backplane Assembly, BA213	70-23712-01	2	13
BASE ASSEMBLY	70-24046-01	4	N/A
BASE ASSEMBLY	70-24046-01	1	11
Base, Lower	74-33650-01	4	1
Battery, 3 Cell	12-19245-01	3	5
Bezel, Switch	74-34067-01	6	2
Bracket, Bottom Left	74-34124-02	6	15
Bracket, Bottom Right	74-34124-01	6	14
Bracket, Corner	74-34126-01	5	1
Bracket, Side	74-34125-01	5	2
Bracket, Wall Mount	74-34432-01	1	Not Shown
Bracket, Top Left	74-34123-02	6	13
Bracket, Top Right	74-34123-01	6	12
Bulkhead Assembly, Front	70-23981-01	1	8
Bulkhead Assembly, Front Dual	70-23982-02	1	7
BULKHEAD ASSEMBLY, H3600 MODULE	70-23988-01	1	2
BULKHEAD ASSEMBLY, H3600 MODULE	70-23988-01	3	N/A
Bulkhead, Front Dual Assembly	70-23982-03	3	1
Cable Assembly	17-01360-01	2	7
Cable Assembly	17-00811-02	1	Not Shown
Cable Assembly	17-00811-02	1	Not Shown
Channel (Front Panel)	74-34062-01	6	4
Clip, Wire Routing	12-21249-04	2	8
Connector, Adaptor	12-23599-01	1	Not Shown
Connector, Adaptor	12-23599-01	1	Not Shown
Cord, Power	17-00083-43	1	10
Cover, Top	74-33646-01	5	10
Door	74-34061-01	6	3
ENCLOSURE ASSEMBLY, BA213 (2 PS 120V)	70-24227-03	2	N/A
ENCLOSURE ASSEMBLY, BA213 (2 PS 120V)	70-24227-03	1	1
ENCLOSURE ASSEMBLY, BA213 (2 PS 240V)	70-24227-04	1	1
ENCLOSURE ASSEMBLY, BA213 (2 PS 240V)	70-24227-04	2	N/A
ENCLOSURE ASSEMBLY, SHELL	70-24037-01	5	N/A
ENCLOSURE ASSEMBLY, SHELL	70-24037-01	1	16

**\*\*\*NOTE\*\*\***

When the description includes "added" or "deleted", ALWAYS refer to the figure parts list for the latest related part description.

**INDEX BY DEC PART DESCRIPTION**  
**630QS MicroVAX SYSTEM**

DESCRIPTION	DEC PART NO.	FIG. NO.	ITEM NO.
Fan Assembly	70-23998-01	2	9
Fastener, Turn	74-33854-01	1	15
Fastener, Turn	74-33854-01	4	8
Filler, Power Supply Assembly	70-23998-01	2	11
Frame Assembly, BA213	70-24255-01	2	1
Frame, Switch	74-35417-01	1	5
Guide, Rack Mount Installation	EK-213RA-IN	1	Not Shown
Guide, Wall Mount Installation	EK-213WA-IN	1	Not Shown
Hardware, Rack Mount	70-24263-02	1	Not Shown
Hardware, Wall Mount	70-24263-01	1	Not Shown
Harness Assembly	17-01362-01	1	23
Holder, Battery Pack	74-33477-01	3	4
Input Assembly, Filter	70-23769-01	2	10
Key, Plastic	12-17119-01	1	Not Shown
KIT, BA213 LARGE S-BOX RACK MOUNT	BA213-RA	1	Not Shown
KIT, BA213 LARGE S-BOX WALL MOUNT	BA213-WA	1	Not Shown
KIT, BIZ ACCESSORIES (w/o Skins)	70-24316-01	1	Not Shown
KIT, BIZ ACCESSORIES (w/Skins)	70-24316-02	1	Not Shown
Label, "Baud Select"	36-26584-01	3	Not Shown
Label, "Caution S-Box Shipping"	36-27924-01	1	Not Shown
Label, "Direct Thermal"	36-28231-08	3	Not Shown
Label, "Film"	36-27922-01	3	Not Shown
Label, "International"	36-20560-54	3	Not Shown
Label, "International"	36-20560-53	3	Not Shown
Label, "Kapton Blank"	36-27920-01	3	Not Shown
Label, "Module Number M7606-AA"	36-26883-02	1	Not Shown
Label, "Module Number M9060-YA"	36-26883-17	1	Not Shown
Label, "Over Laminate Polyimide"	36-27921-01	3	Not Shown
Label, "Pedestal, UK, 100V"	36-27838-04	1	Not Shown
Label, "Pedestal, UK, 220V"	36-27838-12	1	Not Shown
Label, "Pedestal, USA 220V"	36-27838-09	1	Not Shown
Label, "Pedestal, USA, 100V"	36-27838-01	1	Not Shown
Label, "Postcard FTZ"	36-21232-09	1	Not Shown
Label, "S-Box Module Utilization"	36-27923-01	1	Not Shown
Label, "S-Box, Module Utilization"	36-27923-01	1	Not Shown
Label, "Serial/Model 100V Made in UK"	36-27329-02	1	Not Shown
Label, "Serial/Model 220V Made in UK/"	36-27329-04	1	Not Shown
Label, "Serial/Model 220V Made in USA"	36-27329-03	1	Not Shown
Label, "Serial/Model 100V Made in USA"	36-27329-01	1	Not Shown
Label, "TK Warning"	36-29163-07	1	Not Shown
Label, "Warning Equipment Rating 100-120V"	36-17905-16	1	Not Shown
Label, "Warning Equipment Rating 220-240V"	36-17905-17	1	Not Shown

\*\*\*NOTE\*\*\*

When the description includes "added" or "deleted", ALWAYS refer to the figure parts list for the latest related part description.



# **INDEX BY DEC PART DESCRIPTION** **630QS MicroVAX SYSTEM**

DESCRIPTION	DEC PART NO.	FIG. NO.	ITEM NO.
Latch, Pull	74-34084-01	6	8
Latch, Slide	74-34085-01	6	9
Logo	74-34426-01	6	17
Module, Load	M9060-YA	1	4
Module, MVAX II w/1MB FP	M7606-AA	1	3
Module, SLU Console	54-17016-01	3	2
Mount Assembly, Bottom Shock (Replaces 70-23997-01)	70-25452-03	1	21
Mount Assembly, Top Shock (Replaces 70-23997-02)	70-25452-04	1	22
Nameplate, 630QS MicroVAX II	74-34425-04	1	18
Nut, Kep No. 4-40	90-08557-00	3	6
Nut, Kep No. 6-32	90-08185-00	2	6
Nut, Kep No. 6-32	90-08185-00	2	4
Panel Assembly, Access	70-25721-01	2	14
PANEL ASSEMBLY, FRONT	70-24041-01	6	N/A
PANEL ASSEMBLY, FRONT	70-24041-01	1	17
Panel Assembly, Gap Filler	70-24071-01	1	9
Panel, 5 1/4" Tape Drive Filler	74-36425-01	1	20
Panel, Front	70-23995-04	1	19
Panel, Front	74-33648-01	6	1
Panel, Left Side	74-33694-01	5	5
Panel, Rear	74-33651-01	5	4
Panel, Right Side	74-33647-01	5	9
Pin, Roll	90-09385-00	4	4
Plate, Cover	74-37040-01	2	3
Plug, Button	90-07064-00	2	12
Plug, Button	90-07064-00	1	6
Power Supply Assembly, H7868-A 100/120V	H7868-A	2	2
Power Supply Assembly, H7868-B 220/240V	H7868-B	2	2
Ring, Retainer	90-09257-05	6	10
Screw, Phi Pan Hd No. 6-19 x 3/8	90-09800-06	6	7
Screw, Self-Tap Phi Hd No. 8-16 x 1/2	90-09800-08	5	8
Screw, Self-Tap Phi Pan Hd No. 6-19 x 3/8	90-09800-06	4	7
Screw, Self-Tap Phi Pan Hd No. 8-16 x 1/2	90-09800-08	1	12
Screw, Self-Tap Phi Pan Hd No. 8-16 x 3/8	90-09800-04	5	3
Screw, Self-Tap Phi Pan Hd No. 8-16 x 3/8	90-09800-04	6	16
Screw, Self-Tap Truss Hd No. 6 x 5/16	90-00063-78	2	15
Screw, Self-Tap Truss Hd No. 6-32 x 5/16	90-00063-78	3	3
Screw, Sems Phi Pan Hd No. 10-32 x 15/16	90-09282-00	4	9
Screw, Sems Phi Pan Hd No. 10-32 x 3/8	90-09228-10	1	Not Shown
Screw, Sems Phi Pan Hd No. 4-40 x 3/8	90-09643-00	3	7
Screw, Sems Phi Pan Hd No. 10-32 x 15/16	90-09282-00	1	14
Screw, Thread Rolling Shoulder	12-26868-01	4	5
Screw, Thread Rolling Shoulder	12-26868-01	5	11
Screw, Sems Phi Pan Hd No. 10-32 x 1/2	90-09700-00	1	Not Shown

\*\*\*NOTE\*\*\*

When the description includes "added" or "deleted", ALWAYS refer to the figure parts list for the latest related part description.

**INDEX BY DEC PART DESCRIPTION**  
**630QS MicroVAX SYSTEM**

DESCRIPTION	DEC PART NO.	FIG. NO.	ITEM NO.
Screwdriver, Flat Blade	47-00042-01	1	Not Shown
Screwdriver, Flat Blade	47-00042-01	1	Not Shown
Shaft, Wheel	74-34069-01	4	3
Sleeve	74-34424-01	5	6
Spring, Channel	74-34066-01	6	5
Stop, Door Position	74-34363-01	6	6
Support, Label	74-34848-01	4	6
Support, Mounting	74-34638-01	1	Not Shown
Switch Assembly	70-23999-01	2	5
Tape, Foam	90-06228-00	3	8
Tumbler	74-34063-01	6	11
U-Nut, Retainer	90-07786-00	1	Not Shown
Washer, Flat	90-06661-00	5	7
Washer, Flat	90-06661-00	1	13
Wheel, Base	74-34068-01	4	2

**\*\*\*NOTE\*\*\***

When the description includes "added" or "deleted", ALWAYS refer to the figure parts list for the latest related part description.